
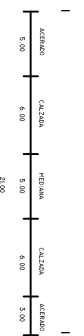
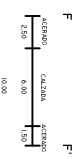
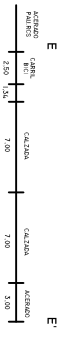
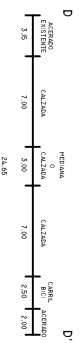
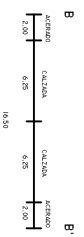



SECCIONES



VALORES DE 0.50 a 0.60

GERENCIA  
SAN  
VIBRANTISMO

ESTUDIO DE ACCESOS A  
CIUDAD SANTARÍA "REINA SOFÍA"  
PLANTA GENERAL

ESCALA 1:1.2000

REVISOR: RAÚL GARCÍA - Ingeniero de Camión  
AUTOR: RAÚL GARCÍA - Ingeniero de Camión  
MAYOR: LÓPEZ JIMÉNEZ - Ingeniero Top. en Topografía  
FECHA: DICIEMBRE-2007